




Halloween Masks




Mummy



Directions:

With adult supervision, carefully cut along the white dotted lines. Connect a string to each hole on the sides of the mask.

Werewolf



Directions:
With adult supervision, carefully
cut along the white dotted lines.
Connect a string to each hole on
the sides of the mask.


Skeleton



Directions:


With adult supervision, carefully cut along the white dotted lines. Connect a string to each hole on the sides of the mask.

Frankenstein



Directions:
With adult supervision,
carefully cut along the
white dotted lines.
Connect a string to
each hole on the
sides of the mask.


Vampire



Directions:

With adult supervision, carefully cut along the white dotted lines. Connect a string to each hole on the sides of the mask.

'Color Me' Vampire



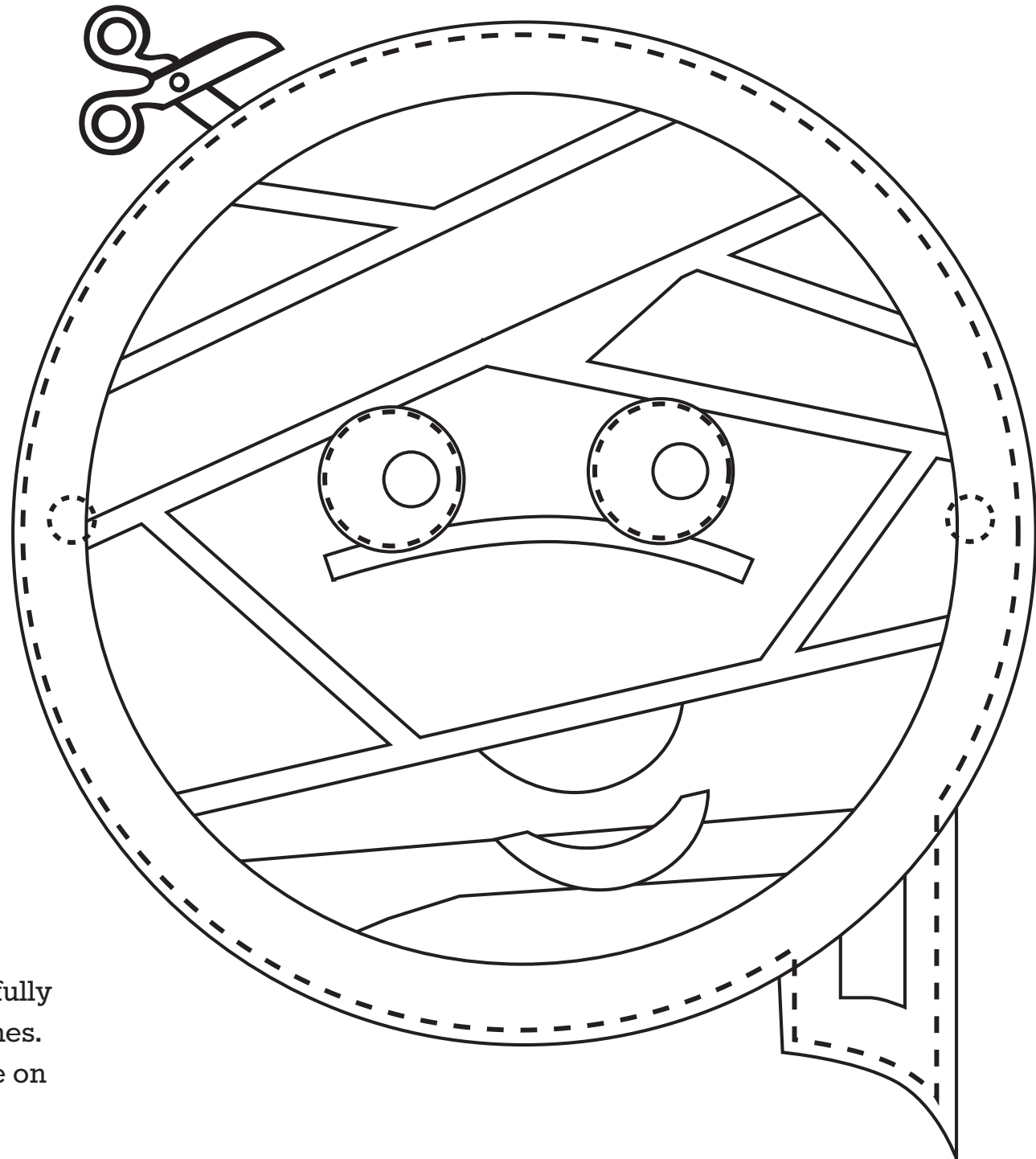
Directions:

Color in the vampire mask.

With adult supervision, carefully cut along the white dotted lines.

Connect a string to each hole on the sides of the mask.

'Color Me' Mummy




Directions:

Color in the mummy mask.

With adult supervision, carefully cut along the white dotted lines.


Connect a string to each hole on the sides of the mask.

'Color Me' Werewolf



Directions:
Color in the werewolf mask.
With adult supervision, carefully
cut along the white dotted lines.
Connect a string to each hole on
the sides of the mask.

'Color Me' Skeleton




Directions:

Color in the skeleton mask.

With adult supervision, carefully cut along the white dotted lines.

Connect a string to each hole on the sides of the mask.

'Color Me' Frankenstein



Directions:
Color in the Frankenstein
mask. With adult supervision,
carefully cut along the white
dotted lines. Connect a
string to each hole on the
sides of the mask.